



Instructions for sending recordings through WeTransfer

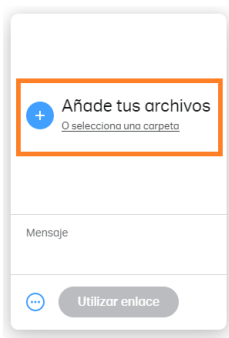
The recording, together with the recording assignment contract, must be sent to the Scientific Secretariat of the SEORL-CCC, using the WeTransfer platform.

To do this, you must upload the file (.mp4) to this platform, then create a link to it and finally send that link by email to congresovirtual@seorl.net.

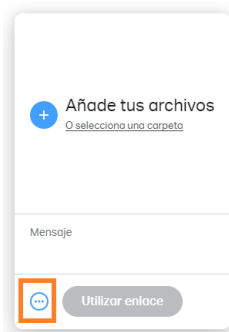
You can check the steps for submitting via WeTransfer below:

The steps for submitting via WeTransfer are as follows:

1. Access the web <https://wetransfer.com/>
2. Add the file you want to send by clicking on the option highlighted in orange:

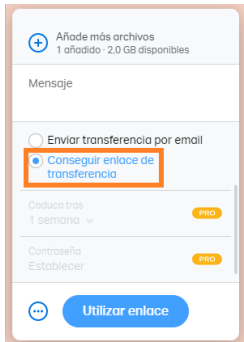


3. Next, click on the option with the three dots (highlighted in orange):

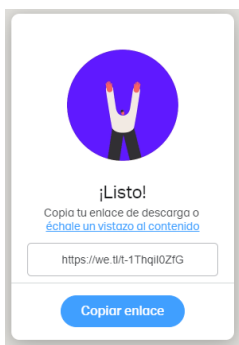




4. And select the option to "get transfer link" and then the "use link" button will be activated in blue so that you can generate the link by clicking on it:



5. You can copy this link in the following window:



6. It only remains to send the generated link by email to the Scientific Secretariat (congresovirtual@seorl.net) so that we can download and process it.

For a correct identification, please send it from the email used in the initial submission of the abstract, indicating in the subject and in the body of the email the data of the work to which it refers and that you will find in the acceptance email of this:

- ID
- Title
- Authors
- Type of job